




# Gulf of Mexico Resilience and Adaptation *An International Network-to-Network Approach*



Yucatan Initiative



## Day 3 Outcomes

- Network development and focus group outcomes
- Identification of the function, attributes and potential barriers for a successful network (WG4)
- Develop the N2N collaborative model (WG5)
- Define next steps
- Complete the workshop exit survey

## Thursday 3 October

- 8:00 Network development and focus group report
- 8:30 WG4 expectations
- 8:45 **Identification of the attributes of a successful network (WG4)**
- 10:00 WG4 discussion
- 10:30 WG5 wxpectations
- 10:45 Coffee
- 11:00 **Establish the collaborative N2N Model (WG5)**
- 12:45 Working Lunch
- 2:00 WG5 continues
- 2:30 WG5 discussion
- 3:30 Next steps
- 5:00 Closing remarks
- 5:30 Dinner: **\*\*Lobby 5:30PM\*\***

The background features a complex network of white nodes connected by thin white lines. The nodes are scattered across the frame, with some appearing larger and more prominent than others. The background is a gradient of colors, transitioning from green on the left, through blue and purple in the center, to red and orange on the right. The overall effect is a dynamic and interconnected digital space.

# Network development & focus groups

- Two Focus Groups
  - End of Day 1: 6 individuals (~60 minutes)
  - End of Day 2: 6 Individuals (~40 Minutes)
- Purpose to get participants' experiences and reflections on the process
- One limitation for FG1 (info based on Day1 only)
- Help team with future plans

## On the workshop overall objectives

- Ability to bring together individuals from different disciplines with different points of view.
- Good format for holistic view and for such level of engagement
- The small group (WG1/WG2/WG3) structure helped with engagement
- There is balance with USA/Mexico participation
- Well designed with a balance of plenary and break outs and the time was enough to get some satisfying output
- Balance between having enough time so people think deeply in small groups and then work together as a whole.

# Workshop Future Success Factors!

- A lot of networks are trying to collaborate, but what is nice to see here is to get the ideas together
- One suggestion is maybe a 5 minute poster/presentation/summary online to highlight what we discussed
- Would be nice to get a network map of the present networks. Having a sense of who is behind the individual in their network!
- A lot of networks are dysfunctional and I see some hope through the connections at N2N and what will come next!

# Workshop Future Success Factors (Cont'd)!

- A network for the sake of network is not enough, Networks crystallize around a cause.
- The aim here to find a common vision and purpose is important, and when the topic is big the process is very complex.
- Many important topics were presented today and we might loose focus if we do not have a clear view for what the ultimate goal is



# Workshop Highlight?

- Overall organization
- Facilitation was important in getting outputs that were critical
- The overall presentation of the workshop, maybe we do not agree with the threats but the productivity and engagement were very high
- A success was this WG2. The participants in the workgroup decided to be together based on mutual interest/threat. Unlike WG1 (Day 1 morning) , in WG2 we knew we could provide information and be productive . We became a team!

# Workshop Highlight?

- Not everyone agrees on the format or the model, but that does not stop the process. It is important that things were acknowledged and not dismissed.
- The facilitation of the discussion was very effective and without that we could not reach the results.
- Keynote Speakers
- Keynote speaker going over the gulf of Mexico and present models with similar threats
- Keynote speaker with the photo of his grandchildren.
- The panel discussion was a revealing moment.
- Size, 40-50 participants is a good number. Also, small groups are excellent.
- The realization that we share some common problems, on both sides of the boarder. We need to understand how the systems work.
- Coffee non-stop

# What would you do differently?

- For such a project one would wonder: Do you invite everyone or do you invite a small group?
- For the purpose of this workshop, we do not have all expertise/sectors present and some elements are missing, but the folks here have a diversity of expertise.
- Small steps of success, that is when you bring in the local communities. But do not invite local communities at this point.
- Also invite politicians and decision makers at a certain point, but they would not add to this initiative right now.
- Be targeted and strategic with the time reporting results in the big group. Identify the redundancy and provide summaries is more effective

# What would you do differently?

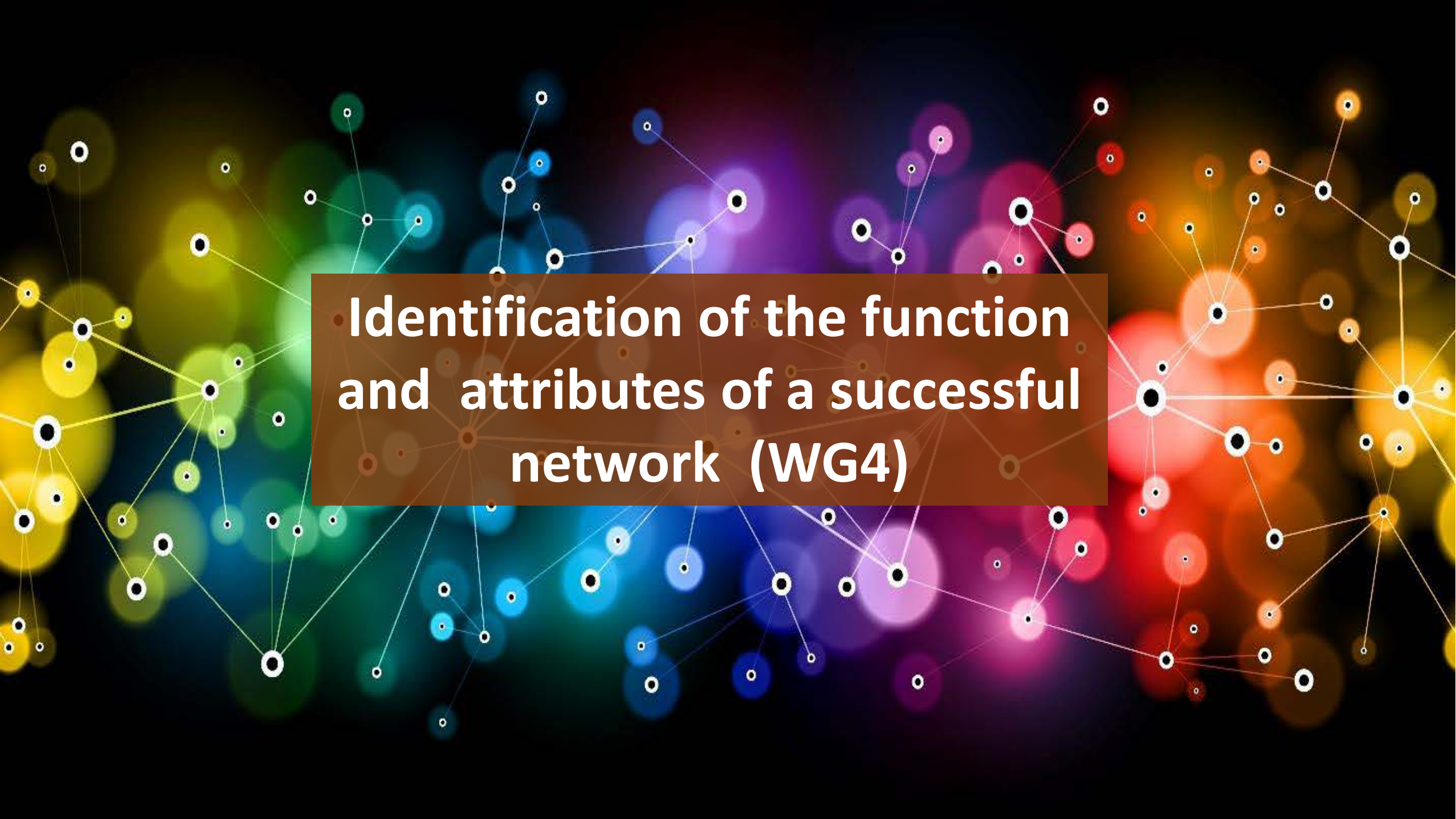
Good discussion, but what was discussed about vulnerability is too short. A common framework would be better.

The purpose as I understand it, is mainly focus on shared priorities but I feel more comfortable if you provide us with a specific problem!

Get input sometime in the future from the communities and engage them with understanding the threats and vulnerabilities.

Get out of our comfort zone

Local communities can provide other variables

The background features a complex network of white nodes connected by thin white lines, set against a dark background with vibrant, multi-colored bokeh lights in shades of green, blue, purple, pink, and orange. A semi-transparent brown rectangular box is centered over the network, containing the main text.

**• Identification of the function and attributes of a successful network (WG4)**

## Definition of Network

**A number of entities (e.g., individuals, societies, companies, agencies, institutions, other) that are structured and actively working toward a shared vision/mission.**

## Definitions

Network **function** addresses the question: what do you want your network to do?

Network **attributes** describe the characteristics of a network that contribute to its success.

**Barriers** are challenges or conditions that may hinder network success and need to be addressed explicitly.

# WG4 Dynamics

Groups of 5-6 workshop attendees will be provided with a list of functions, attributes and barriers:

Review each list  
and add  
categories if  
necessary



Prioritize list of  
categories in  
google sheet



Group results  
presented in  
plenary for  
analysis and  
comparison



# WG4 Dynamics

Given the results of the workshop to date, provide a written answer to the following questions in representation of your network.

(1) Identify your network needs pertaining to N2N

(2) identify what your network can contribute to N2N

# WG4 Dynamics

Given the results of the workshop to date, provide a written answer to the following questions in representation of your network.

(1) Identify your network needs pertaining to N2N

(2) identify what your network can contribute to N2N

Examples of potential needs and contributions:

Knowledge, expertise, data and/or predictive models, resources, visibility, connectivity, bringing new people into the network, focusing on an opportunity, identify a problem or issue, engaging key players to develop strategies

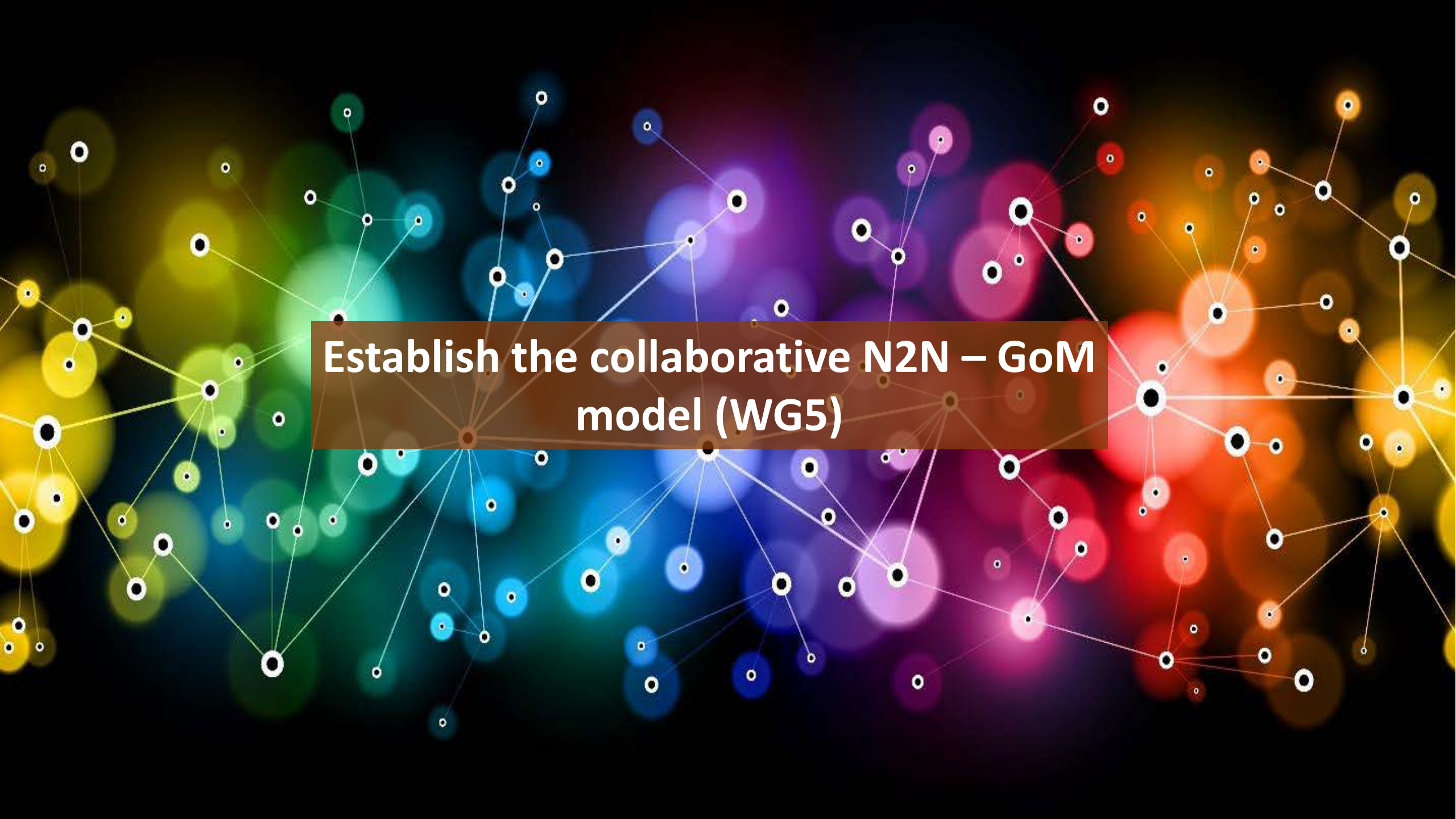
# Room Assignments

The image features a complex network of white nodes connected by thin white lines, set against a dark background with vibrant, multi-colored bokeh light effects in shades of green, blue, purple, red, and yellow. A semi-transparent brown rectangular box is centered over the network, containing the text "Please proceed to Breakout Rooms".

Please proceed to  
Breakout Rooms

The image features a complex network of white nodes connected by thin white lines, set against a dark background with a vibrant, multi-colored bokeh effect. The bokeh consists of numerous out-of-focus circles in shades of yellow, green, blue, purple, pink, and red, creating a sense of depth and energy. The network nodes are distributed across the frame, with some larger nodes acting as hubs. A semi-transparent brown rectangular box is centered horizontally, containing the text "WG4 Discussion" in a white, sans-serif font.

# WG4 Discussion

The image features a complex network of white nodes connected by thin white lines, set against a dark background with a vibrant, multi-colored bokeh effect. The bokeh colors transition from green and blue on the left to purple, pink, and red on the right, with yellow and orange accents. The network nodes are of varying sizes and are distributed across the frame, with a higher density in the center. A semi-transparent brown rectangular box is centered over the network, containing white text.

**Establish the collaborative N2N – GoM  
model (WG5)**

# Establish the collaborative N2N GoM model (WG5)

- Provide recommendations concerning the DRAFT N2N GoM framework for post workshop development

- Purpose
- Goals
- Values
- Resources
- Membership
- Organization

- Governance
- Coordination
- Incentives
- Timeline
- Other



## Draft Characteristics of N2N GoM Purpose

Use the power of networks to comprehensively address the economic, environmental and social threats facing the Gulf of Mexico and surrounding coastal communities caused by climate variability



# Draft Characteristics of N2N GoM Goals

- Provide multinational connectivity among networks, sectors, and stakeholders
- Establish network and stakeholder clusters addressing specific T/V/C solutions
- Leverage existing capacities and resources for attaining shared solutions
- Obtain new resources for attaining shared solutions
- Develop and implement a multinational, cross sectoral, decadal agenda for the GoM and surrounding region
- Engage and inform decision makers in finding solutions to reduce risk

## Draft Characteristics of N2N GoM Values

- Embrace a culture of excellence and respect regardless of: age, cultural identity, gender identity or expression, nationality, physical and mental ability, political and ideological perspectives, racial and ethnic identity, religious and spiritual identity, sexual orientation, or social and economic status
- Leverage diversity and foster inclusion to deliver innovation of ideas that can translate into breakthroughs and accelerate transformation
- Cultivate a dynamic and transparent environment of collaboration

# Draft Characteristics of N2N GoM Resources

- Leverage existing resources through sharing (where appropriate) knowledge, data, expertise, facilities, etc.
- Attain resources through traditional venues
  - Joint funding proposals to state and federal agencies
- Attain resources through New venues
  - Sectoral partnerships & collaborations
  - Joint multinational funding proposals to state & federal agencies
  - Partnership with foundations
  - Development of state and federal, multinational collaborations

## Draft Characteristics of N2N GoM Membership

- Include networks and stakeholders that:
  - Share the vision of N2N GoM and are willing to contribute to the success of the initiative
  - Are engaged in the GoM and surrounding communities
  - Are engaged some aspect climate change in the Gulf of Mexico

## Draft Characteristics of N2N GoM Organization

- The Steering Committee (SC) will provide the initial coordination and framing of N2N GoM
- The SC will be responsible for effective communication, coordination, and engagement
- Working Groups (WGs) will be established to focus on specific threats, vulnerabilities and/or solutions

## Draft Characteristics of N2N GoM Governance 1

- All N2N GoM members have equal representation
- SC will consist of initial proponents and additional interested individuals selected to increase diversity, knowledge, and expertise
- The SC chair will be selected from the SC members
- WGs will be commissioned/decommissioned by the SC

## Draft Characteristics of N2N GoM Governance 2

- WGs will be populated by N2N GoM members and other thought leaders as required
- N2N GoM bylaws will be drafted by the SC and ratified by N2N GoM members; The bylaws will be established by simple majority
- Formal agreements will be developed by the SC as required

## Draft Characteristics of N2N GoM Coordination

- SC will meet quarterly via teleconference
- SC will meet in person twice each year
- Working groups will meet as necessary
- N2N GoM members will meet twice annually via teleconference and once annually in person



# Draft Characteristics of N2N GoM Member Incentives

- Increased efficiency and reduced cost
- Leadership in development and implementation of solutions
- New and diverse collaborations
- Collaboration on funding opportunities
- Contribution to the development and implementation of the decadal GoM agenda

# Draft Characteristics of N2N GoM

## Other

➤ List other characteristics

# Room Assignments

T

The background features a complex network of white nodes connected by thin white lines, set against a dark background with vibrant, multi-colored bokeh light effects in shades of green, blue, purple, red, and yellow. A semi-transparent brown rectangular box is centered over the network, containing white text.

Please proceed to  
Breakout Rooms

The image features a complex network of white nodes connected by thin white lines, set against a dark background with a vibrant, multi-colored bokeh effect. The colors transition from yellow and green on the left, through blue and purple in the center, to red and orange on the right. A semi-transparent brown rectangular box is centered horizontally, containing the text "WG5 Discussion" in white, bold, sans-serif font.

# WG5 Discussion

The image features a complex network diagram on a black background. The network consists of numerous nodes, represented by small white circles with black centers, connected by thin white lines. The nodes are arranged in a roughly circular pattern, with a higher density of nodes in the center. The background is filled with a vibrant, multi-colored bokeh effect, transitioning from green and yellow on the left to blue and purple in the center, and then to red and orange on the right. A semi-transparent brown rectangular box is positioned in the center of the image, overlapping the network. Inside this box, the text "Next Steps" is written in a clean, white, sans-serif font.

**Next Steps**

# N2N GoM Next Steps

- Solidify N2N GoM membership
- Establish N2N GoM Steering Committee
- Design and Develop N2N GoM Bylaws
- Leverage GoM capacity
- Establish existing and New funding sources

# N2N GoM Next Steps

- Publications
- Develop multinational, cross sectorial decadal GoM agenda
- Establish next N2N GOM meeting



# Solidify N2N GoM membership

- Participants to identify GoM networks & stakeholders (prior to departure / post workshop email - [jbaldauf@tamu.edu](mailto:jbaldauf@tamu.edu))
- Summarize workshop results and circulate to all GoM networks & stakeholders (PC – October)
- Network & Stakeholder's email N2N GoM membership intention (before 15 November)
- Initial expression of N2N GoM membership finalized (PC - 29 November - *Important for proposal*)
- Circulate revised N2N GoM membership list to members (PC – December)

# Establish N2N GoM Steering Committee

- Draft terms of reference for Steering Committee (PC- January)
- Circulate terms to N2N GoM membership for input (PC- 24 January)
- Feedback provided (14 February-N2N GoM members)
- Finalize terms of reference & call for expression of interest (PC-28 February)
- Establish Steering Committee (PC- 20 March)

# Establish N2N GoM Bylaws

- Define N2N GoM bylaws (SC – April)
- Circulate to members for review (SC – 17 April)
- Input to SC concerning draft bylaws (Members - 8 May)
- Finalize document and circulate for ratification (SC – 22 May)
- Bylaws ratified (members – 5 June)
- Confirm membership based on established bylaws ( SC- 19 June)

## Leverage N2N GoM capacity

- Develop System Mosaic
- Refine and cross thread threats with multiple vulnerabilities based on workshop and additional input
- Map network & stakeholders to mosaic and identify network pods for common threats and vulnerabilities
- Identify N2N GoM capacity
- Diversify network pod participants to diversity knowledge and capacity.

## Establish existing and New funding sources


- Identify quick wins
- Submit N2N GoM phase 2 NSF proposal (2020)
- Align efforts with Agencies, state, federal sectors, and foundations, etc.
- Develop NSF – CONACYT and other proposal targeting solutions as well as long term sustainability of the program

# Publications

- Complete NSF / Yucatan N2N GoM Project Report (PC – 30 Dec)
- Complete N2N-GoM case study Phase 1 manuscript (PC – Spring 20)
- Develop PR package, press release etc
- Complete initial summary on threats, vulnerabilities and consequences based on workshop and post workshop input (Summer 20)

## Establish multinational decadal agenda for the Gulf of Mexico

- Expand initial elements of threats, vulnerabilities, consequences and possible solutions
- Complete decadal framework draft to be finalized at the next N2N meeting (late 2020/2021)


The image features a complex network of white nodes connected by thin white lines, set against a dark background with a vibrant, multi-colored bokeh effect. The bokeh colors transition from yellow and green on the left to blue, purple, and red on the right. A semi-transparent brown horizontal bar is positioned across the middle of the image, containing the text "Complete 'Exit Survey'" in white, bold, sans-serif font.

**Complete "Exit Survey"**



The background features a complex network of white nodes connected by thin white lines, set against a dark background with a vibrant, multi-colored bokeh effect. The colors transition from yellow and green on the left, through blue and purple in the center, to red and orange on the right. The text 'Closing Remarks 5:00' is centered in a white, bold, sans-serif font within a semi-transparent brown horizontal band.

**Closing Remarks 5:00**

The background features a complex network of white nodes connected by thin white lines, set against a dark background with vibrant, multi-colored bokeh lights in shades of green, blue, purple, red, and yellow. A central brown rectangular box contains the text.

**Meet in the Lobby  
@ 5:30**